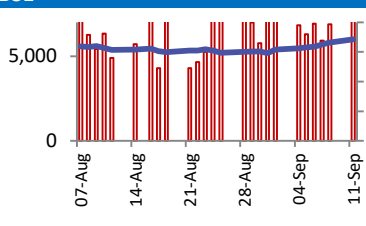
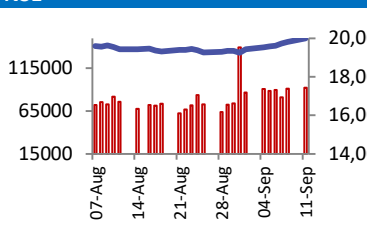


BSE		NSE																																											
	<table border="1"> <tr><td>70,000</td><td>Open</td><td>66808</td></tr> <tr><td>65,000</td><td>High</td><td>67172</td></tr> <tr><td>60,000</td><td>Low</td><td>66736</td></tr> <tr><td>55,000</td><td>Close</td><td>67127</td></tr> <tr><td>50,000</td><td>Change</td><td>528</td></tr> <tr><td></td><td>Volume (Lacs)</td><td>12368</td></tr> <tr><td></td><td>Turnover (Rs.inCr)</td><td>7066</td></tr> </table>	70,000	Open	66808	65,000	High	67172	60,000	Low	66736	55,000	Close	67127	50,000	Change	528		Volume (Lacs)	12368		Turnover (Rs.inCr)	7066		<table border="1"> <tr><td>20,000</td><td>Open</td><td>19890</td></tr> <tr><td>18,000</td><td>High</td><td>20008</td></tr> <tr><td>16,000</td><td>Low</td><td>19865</td></tr> <tr><td>14,000</td><td>Close</td><td>19996</td></tr> <tr><td></td><td>Change</td><td>176</td></tr> <tr><td></td><td>Volume(Lacs)</td><td>59915</td></tr> <tr><td></td><td>Turnover(Rs.in Cr)</td><td>92364</td></tr> </table>	20,000	Open	19890	18,000	High	20008	16,000	Low	19865	14,000	Close	19996		Change	176		Volume(Lacs)	59915		Turnover(Rs.in Cr)	92364
70,000	Open	66808																																											
65,000	High	67172																																											
60,000	Low	66736																																											
55,000	Close	67127																																											
50,000	Change	528																																											
	Volume (Lacs)	12368																																											
	Turnover (Rs.inCr)	7066																																											
20,000	Open	19890																																											
18,000	High	20008																																											
16,000	Low	19865																																											
14,000	Close	19996																																											
	Change	176																																											
	Volume(Lacs)	59915																																											
	Turnover(Rs.in Cr)	92364																																											

World Markets	Current	Previous	Pt. Chg	Var(%)
Dow	34664	34577	87	0.3%
Dow Futures	34994	35012	(18)	-0.1%
Nasdaq	13918	13762	156	1.1%
FTSE	7497	7478	19	0.2%
Nikkei	32666	32468	198	0.6%
Hang Seng	18103	18096	7	0.0%
Gift Nifty	20140	20118	22	0.1%
Straits Singapore	3210	3218	(8)	-0.3%
South Korea	2546	2557	(11)	-0.4%
Taiwan	16505	16433	72	0.4%
Shanghai	3138	3143	(4)	-0.1%

Commodity Prices	Current	Previous	Pt. Chg	Var(%)
Copper (\$/MT)	8402	8243	159.5	1.9%
Alumin (\$/MT)	2206	2184	22.0	1.0%
Zinc (\$/MT)	2510	2444	66.0	2.7%
Brent Crude (\$/bbl)	91.0	90.6	0.3	0.3%
Gold (\$/Ounce)	1923	1922	0.6	0.0%
Silver (\$/Ounce)	23.2	23.1	0.1	0.4%
Light Crude (\$/bbl)	87.7	87.3	0.4	0.4%
N G (\$/mmbtu)	2.6	2.6	0.0	0.3%
Sugar (\$/MT)	719.5	714.3	5.2	0.7%
Rubber (Rs./kg)	147.0	147.5	(0.5)	-0.3%
Baltic Dry Index	1209	1186	23.0	1.9%

Currency Exchange Rate	Current	Previous	Var(%)
Rs./ \$ rate	83.03	82.95	0.10%
Rs./ Euro	89.10	88.79	0.36%
Rs./ Chinese Yuan	11.40	11.39	0.04%
Yen / \$ rate	146.70	146.59	0.08%
\$ US/Euro	1.07	1.08	-0.05%

Dollar Index	Current	Previous	Var(%)
Dollar Index	104.57	104.57	0.00%

Support/ Resistance Levels for Today		
	Nifty	Bank Nifty Fut
Support 1	19900	45460
Support 2	19820	45230
Resistance	20070	45850

Securities in Ban For Trade	
BHEL	CHAMBLFERT
DELTACORP	HINDCOPPER
IBULHSGFIN	INDIACEM
MANAPPURAM	PNB
SAIL	

Market Review

US: The US stock market finished session higher on Monday, as bargain buying continued, with shares of Tesla, Qualcomm, and Hostess Brands leading gains ahead to Wednesday's inflation data .

Asia: Asia-Pacific markets rose across the board Tuesday, after Wall Street saw a tech rally led by Tesla and Qualcomm.

India: On Monday, Nifty and Sensex ended in the green for the sixth day in a row. Nifty touched its new record high of 20,008.15 level. Nifty's last all-time high was 19,991.85, which it hit on July 20, this year. Thus, it scaled a new record in 36 sessions. **Market is expected to open on a gap up and likely to witness positive move during the day.**

Global Economy: The euro zone economy will grow slower than previously expected this year and next, the European Commission forecasts as consumer demand suffers from high inflation and the biggest economy, Germany, slips into recession this year. In its interim forecasts for gross domestic product and inflation of the euro zone's five biggest economies, the Commission said the single currency area's GDP would expand 0.8% in 2023 and 1.3% in 2024, against forecasts of 1.1% and 1.6% respectively made in May.

Australian consumer sentiment deteriorated further in early-September, as dwindling household savings, sticky inflation, and high interest rates largely outweighed a less hawkish outlook for the RBA. The Westpac-Melbourne Institute Index of Consumer Sentiment dropped 1.5% to 79.7 in September, remaining close to its worst level since the 2020 COVID-19 pandemic. The reading was driven by persistent pessimism among consumers, especially over rising rents and a renewed surge in fuel prices.

Commodities: Gold prices were listless on Tuesday as investors awaited the release of US inflation figures that could provide an updated view on interest rates after a widely expected pause by the Federal Reserve next week.

Oil prices moved little in Asian trade on Tuesday as markets awaited forecasts on supply and demand from an OPEC report due later in the day, although optimism over recent supply cuts kept prices near 10-month highs.

Currency: The yen steadied near a one-week high on Tuesday as comments from Japan's top central banker on a possible end to its negative interest rate policy reverberated through markets, while the dollar regained some lost ground..

FII Derivative Transactions (Rs. Cr)

Contracts	Purchase		Sell		Net Value	Open Interest (OI)		OI (Previous day)		Change	
	Contract	Value	Contract	Value		Contract	Value	Contract	Value	Contract	Value
Index Future	34481	2885	25948	2097	788	167510	14790	159423	13970	8087	820
Index Option	12658572	971255	12807637	983719	(12464)	4565074	371708	3703250	298923	861824	72785
Stock Future	149085	12363	142096	12231	132	2341402	188987	2333991	187045	7411	1942
Stock Option	184430	15206	187890	15494	(288)	244339	20161	230801	18796	13538	1365
Total	13026568	1001709	13163571	1013541	(11832)	7318325	595646	6427465	518734	890860	76912

FII All Activity-BBG (Rs Cr)	Buy	Sell	Net
4-Sep-23	8237	10613	(2376)
5-Sep-23	8575	9886	(1312)
6-Sep-23	10380	13213	(2833)
7-Sep-23	9025	9744	(719)
8-Sep-23	9886	9984	(97)
Month to date-Sept	62882	68440	-5558
FII (Prov.) (Rs Cr)	Buy	Sell	Net
5-Sep-23	8414	10140	(1725)
6-Sep-23	9994	13240	(3246)
7-Sep-23	9006	9764	(759)
8-Sep-23	9850	10075	(224)
11-Sep-23	11470	9996	1473
Month to date- Sept	70787	78148	(7360)
DII (Prov.) (Rs. Cr)	Buy	Sell	Net
5-Sep-23	8581	7503	1078
6-Sep-23	10203	10450	(247)
7-Sep-23	7204	7176	28
8-Sep-23	8324	7174	1150
11-Sep-23	8522	8156	366
Month to date-Sept	64184	56951	7233
FII Debt - BBG (Rs. Cr)	Buy	Sell	Net
4-Sep-23	207	234	(27)
5-Sep-23	267	1066	(799)
6-Sep-23	435	260	175
7-Sep-23	1027	619	408
8-Sep-23	550	544	7
Month to date-Sept	3390	2909	480

Market Breadth	BSE		NSE	
	No.	%	No.	%
Advance	2067	52%	1295	51%
Decline	1711	43%	1125	45%
Unchanged	164	4%	103	4%

Market Turnover	11-Sep	08-Sep	Var (%)
BSE Cash	7066	6884	3%
NSE Cash	92364	91291	1%
NSE Futures	92137	105433	-13%
NSE Options	23701234	20113474	18%
Total (Rs.Cr)	23892801	20317082	18%

Volatility Index	11-Sep	08-Sep
Volatility Index	11.35	10.78

Index PE - TTM	11-Sep	Yr. High	Yr. Low
Sensex	24.5	26.0	20.7
Nifty	22.6	24.2	20.0

Corporate News

KKR to invest Rs 2,070 cr in RRVL to raise stake to 1.42%

Global private equity firm Kohlberg Kravis Roberts (KKR), will invest Rs 2,069.50 cr in Reliance Retail Ventures Ltd to raise its stake to 1.42% from 1.17% in the retail behemoth. The follow-on investment by KKR values the retail subsidiary of Reliance Industries at Rs 8.36 lakh cr (~\$101 billion), which is the double the valuation it got during the fundraising in 2020. (ET)

L&T final buyback price increased to Rs 3,200/share

Larsen & Toubro has increased the buyback price from Rs. 3,000/share to Rs. 3,200/share. The buyback committee approved the increase in the buyback price by Rs 200/share and the reduction in the maximum number of equity shares proposed to be bought back by it to 3.12 cr (3,12,50,000, precisely) from 3.33 cr, representing 2.22% of the total paid-up equity shares of L&T. (MC)

SpiceJet says will repay Kalanithi Maran by Tuesday, pay \$1.5 mn to Credit Suisse

SpiceJet has made a payment of Rs 77.5 cr to media tycoon Kalanithi Maran and will complete the payment of Rs 100 cr by Tuesday as directed by the Delhi High Court. Earlier in the day, the Delhi HC asked the low-cost airline and its chairman Ajay Singh to pay the remaining money to Maran, chairman and founder of the Sun TV Network. (BT)

Economy

India's external debt-service ratio at 5.3% in comfort zone

India's external debt of \$624.7 billion at March-end 2023 with a debt-service ratio of 5.3% is within the comfort zone and modest from a cross-country perspective. According to 'India's External Debt: A Status Report 2022-23' released earlier this month, the ratio of external debt to GDP declined to 18.9% at March-end 2022-23 from 20% a year ago. (BS)

India losing market share for basmati rice

India has started losing its global market share in basmati rice following the government's decision to fix a minimum export price (MEP) of \$1,200/tonne for the commodity. At the recently concluded Istanbul food fair in Turkiye, a key destination for basmati business, not a single Indian company could bag an order for the new basmati crop of any variety because of the \$1,200 benchmark fixed by the Centre. (ET)

International

UBS to cut hundreds of wealth jobs in Asia as activity slows

UBS Group AG is cutting hundreds of wealth jobs in Asia just months after completing its takeover of rival Credit Suisse as the bank responds to muted client activity and China's slowing economy. The bank reduced some overlapping roles in the past months and further cuts are expected through November. (ET)

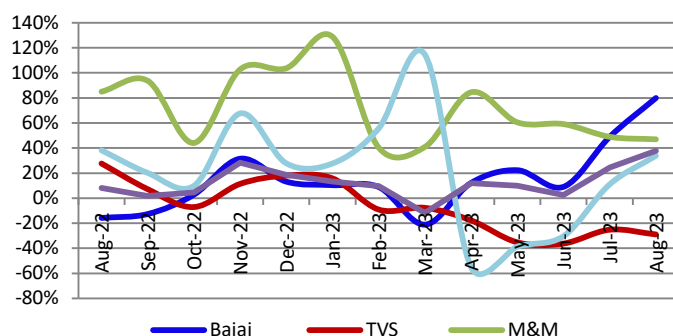
Top 5 Nifty Gainers	11-Sep	08-Sep	Var(%)
ADANI PORTS	882	825	7.0%
ADANI ENT	2615	2519	3.8%
POWERGRID	265	259	2.3%
APOLLOHOSP	5096	4985	2.2%
AXISBANK	1000	980	2.1%
Top 5 Nifty Losers	11-Sep	08-Sep	Var(%)
COALINDIA	279	282	-1.1%
ONGC	183	184	-0.6%
BAJFINANCE	7392	7411	-0.3%
LT	2894	2902	-0.3%
ITC	443	446	-0.7%

BSE Index Watch	Last	1 day	1 wk	1 mth	1 yr
SENSEX	67127	0.8%	2.3%	2.8%	11.7%
MIDCAP	33065	1.2%	4.2%	8.7%	26.4%
SMLCAP	38533	0.7%	2.1%	9.2%	29.2%
AUTO	37061	1.6%	2.6%	5.7%	22.0%
BANKEX	51108	1.1%	2.3%	3.0%	10.0%
Capital Goods	47746	0.3%	4.7%	10.0%	42.1%
FMCG	18906	0.9%	2.2%	2.0%	17.9%
Health Care	28437	0.6%	2.3%	1.7%	22.4%
IT	32896	0.6%	1.5%	6.1%	10.9%
METAL	23528	0.9%	1.6%	7.5%	22.2%
Oil & Gas	19579	0.5%	3.8%	2.7%	-2.9%
Power	4776	2.0%	5.2%	12.7%	-8.2%
Realty	4774	0.9%	4.6%	12.3%	24.8%

NSE USD Futures	11-Sep	08-Sep	Var (%)
Sep Expiry (Rs./\$)	N/A	83.16	0.0%
Oct Expiry (Rs./\$)	N/A	83.04	0.0%
Total Turnover (Rs. Crore)	N/A	38034	0%

Sectors	TTM PE
Auto	31.67
Auto Ancillary	44.33
Banking	15.77
Engineering	39.55
Cement	45.4
Diamonds & Jewellery	74.3
Housing Finance	20.34
Infrastructure & Const	35.73
Metals-Aluminium	15.23
Metal - Steel	14.42
Oil Expl.	7.6
Pharma	40.86
Power - Gen. Supp.	16.12
Information Tech.	29.65
Sugar	10.88
Telecom Serv. Prov.	148.11
Tyres	33.3

3 Wheeler Monthly Sales Volume Growth (Source:Co.)



10 year G-Sec Yield	Current	Previous	Change
US	4.29%	4.29%	0 bps
Japan	0.72%	0.71%	1 bps
India	7.25%	7.21%	4 bps
UK	4.47%	4.42%	5 bps
Libor 3 Mths	5.67%	5.67%	(0) bps

Indian Eco Data	Current	Previous	Var(%)
Forex Reserve (US\$ in bn)	525	528	-0.7%
Inflation - WPI	-1.36%	-4.12%	276 bps
Inflation - CPI	7.44%	4.87%	257 bps

India GDP	Q4FY23	Q4FY22	Var(%)
Growth	8.00%	6.06%	194 bps

Monetary Policy	Current	Previous	Change
Repo Rate	6.50%	6.50%	0 bps
Reverse Repo Rate	3.35%	3.35%	0 bps
CRR	4.50%	4.50%	0 bps
O/S Banking System Liquidity (Rs bn)	1067	988	78.9

IIP Growth %	Jun-23	Jun-22	YTD
IIP	3.7	12.6	4.5
Mining	7.6	7.8	6.3
Manufacturing	3.1	12.9	4.7
Electricity	4.2	16.4	1.3

ADR Price Movement

Company	Price (US\$)	Volume	Previous Day Price	Volume	Variance (%)	No. of Share Per ADR	ADR Price (Rs.)	BSE Price	Variance (%)
Infosys Tech	17.95	5196728	17.75	5796787	1.13%	1	1490.34	1476.45	0.9%
Wipro	5.25	1245433	5.19	853058	1.16%	1	435.89	434.85	0.2%
Dr.Reddy's	68.28	187431	67.80	208976	0.71%	1	5669.12	5613.80	1.0%
ICICI Bank	23.87	3256141	23.41	3294777	1.96%	2	990.93	978.25	1.3%
HDFC Bank	65.22	1521435	64.36	1732008	1.34%	3	1805.02	1631.80	10.6%

GDR's (US\$)

	Prices	Prev. Close	Change	Var %
L&T	34.80	34.70	0.1	0.3%
RIL	59.40	59.00	0.4	0.7%
SBI	71.10	70.40	0.7	1.0%

US Economy Data	Current	Previous
Inflation (%) (YoY)	3.20%	3.00%
Unemployment (%)	3.80%	3.50%

Interest Rate (%)	Current	Previous
Fed Rate	5.50%	5.25%

US GDP	Q2CY23	Q1CY23
Growth (QoQ Annualized)	2.10%	2.00%

China Economy Data	Current	Previous
GDP	6.30%	4.50%
Inflation – CPI (%)	0.10%	-0.30%

Economic Calendar	Date
Indian GDP Data	30 Nov
Indian Inflation Data CPI	12 Sep
Indian Inflation Data WPI	14 Sep
Indian Monetary Policy	6 Oct
India's Industrial Production (IIP)	12 Sep
US Inflation Data	13 Sep
US GDP	28 Sep
US Unemployment Data	06 Oct
US Fed Rate	20 Sep
China GDP	18 Oct
China Inflation Data	13 Oct

Event Update

Name	Date	Purpose
Larsen & Toubro Ltd.	12-09-2023	Buy Back of Shares
Power Grid Corporation Of India Ltd.	12-09-2023	Bonus issue
Prithvi Exchange (India) Ltd.	12-09-2023	Rs.0.50 per share(5%)Final Dividend
RACL Geartech Ltd.	12-09-2023	Rs.1.50 per share(15%)Final Dividend
Bhandari Hosiery Exports Ltd.	13-09-2023	Right Issue of Equity Shares
Infinium Pharmachem Ltd.	13-09-2023	Bonus
Pocl Enterprises Ltd.	13-09-2023	Rs.2.00 per share(20%)Final Dividend
Prolife Industries Ltd.	13-09-2023	Dividend
Sandur Manganese & Iron Ores Ltd.	13-09-2023	Rs.5.00 per share(50%)Final Dividend
Vijaya Diagnostic Centre Ltd.	13-09-2023	Rs.1.00 per share(100%)Dividend
Amrutanjan Health Care Ltd.	14-09-2023	Rs.2.60 per share(260%)Final Dividend
Bajaj Electricals Ltd.	14-09-2023	Spin Off
BSE Ltd.	14-09-2023	Buyback
KKV Agro Powers Ltd.	14-09-2023	Dividend
Prestige Estates Projects Ltd.	14-09-2023	Rs.1.50 per share(15%)Final Dividend
Sakthi Finance Ltd.	14-09-2023	Rs.0.70 per share(7%)Dividend
TV Today Network Ltd.	14-09-2023	Rs.3.00 per share(60%)Final Dividend
Vadilal Industries Ltd.	14-09-2023	Rs.1.50 per share(15%)Final Dividend
AG Universal Ltd.	15-09-2023	Annual General Meeting
Aristo Bio-Tech and Lifescience Ltd.	15-09-2023	Dividend

Bulk Deal As On 11/09/23

BSE					
Security Code	Security Name	Client Name	Deal	Quantity	Price
540615	7NR	AGRAWAL NIKUNJ	S	3064601	0.56
539661	ACEMEN	APURVABHAI DILIPBHAI SHAH	B	46608	55.27
539042	AGIL	ESCORP ASSET MANAGEMENT LIMITED	B	83500	628
539042	AGIL	SAJANKUMAR RAMESHWARLAL BAJAJ	S	145000	628
531252	ANERI	MENDESRIRAMULU	B	17966	4.41
539946	BAZELINTER	NATVARLAL BHURABHAI PATEL	S	11054	29.56
539546	BNL	B B COMMERCIAL LTD	S	71459	62.5
539546	BNL	B B COMMERCIAL LTD	B	67959	62.85
540023	COLORCHIPS	ANKITA VISHAL SHAH	S	513672	3.74
532180	DHANBANK	GOVINDAN BHIMA BHATTAR	S	1620446	24.78
532960	DHANI	MAYBANK KIM ENG SECURITIES PTE LTD	B	3100000	44.99
540455	ESCORP	BLACKBERRY SAREES PRIVATE LIMITED	B	93100	63.75
540455	ESCORP	TIA ENTERPRISES PRIVATE LIMITED	S	222775	63.75
540455	ESCORP	VEDANKIT TRADERS PRIVATE LIMITED	B	76475	63.75
541703	GFIL	AMIT BAJAJ	B	16000	18.9
541703	GFIL	GAURAV KUMAR	S	19200	18.9
538081	HARIAAPL	SUMANCHEPURI	B	100782	4.6
543769	INDONG	ARUN KUMAR GANERIWALA	B	80000	22.47
542924	JANUSCORP	YOGESH KUMAR SHARMA	S	70000	4.48
532154	JOHNPHARMA	MOHIT GOYAL	S	3000000	0.51
532942	KNRCON	HDFC MUTUAL FUND	B	1550000	273.52
514360	KRRAIL	GUPTA JEE TENT SERVICES PRIVATE LIMITED	B	100000	765.45
519003	MODINATUR	CHAITALI N VORA	S	90000	239
519003	MODINATUR	NIKHIL VORA	B	90000	239
508922	MSRINDIA	GOPI KISHAN MALANI	S	1023120	10.75
514332	NEOINFRA	KAVITA MUKESH KUMAR CHANDAN	B	27108	13.5
500069	QUESTCAP	DOVETAIL INDIA FUND	B	216866	270
500069	QUESTCAP	MUNISH FINANCIAL	S	216235	270.01
519097	RITESHIN	RITESH ARORA	S	50000	34.12
543366	SBLI	ASHISH PANCHAL	S	4800	79.75
543366	SBLI	DIPALIBEN JITESHKUMAR TIKDIA	S	10800	76.31
543366	SBLI	DIPALIBEN JITESHKUMAR TIKDIA	B	10800	72.29
543366	SBLI	HIRAL VAGHELA	S	8400	76.2
543366	SBLI	NARMADABEN VAGHELA	B	13200	76.25
543366	SBLI	RINKUBEN VAGHELA	B	10800	76.22
543366	SBLI	SANDEEP VINODKUMAR JADAV	S	10800	72.29
506906	SCBL	ALPESHBHAI RASIKLAL SHAH	B	56000	1.66
506906	SCBL	D K C G AND ASSOCIATES	S	63822	1.66
508905	SMIFS	DIVYRAJSINH NARENDRASINH SOLANKI	B	29587	47.09
543828	SUDARSHAN	CORE INC	B	232000	85.6
543828	SUDARSHAN	MAVEN INDIA FUND	S	124800	87.38
506863	SWADEIN	AMAN PAL	S	90000	1.66
506863	SWADEIN	AMIT POONAMCHAND JAIN	B	120000	1.66
506863	SWADEIN	NARESH POONAMCHAND JAIN	B	60000	1.66
506863	SWADEIN	SANDEEP GIRI	S	90000	1.66
533203	TARAPUR	SHREE CHEMOPHARMA ANKLESHWAR PRIVATE LIMITED	B	100000	4.9
539310	THINKINK	RAJIV KUMAR	S	153000	91.08
539310	THINKINK	RAJIV KUMAR	B	153000	91.18
539310	THINKINK	RASHI AGRAWAL	B	148608	91.14

532356	TRIVENI	RATI SAWHNEY	S	8888889	348.9
532356	TRIVENI	RATI SAWHNEY	S	8888889	348.9
532356	TRIVENI	STFL TRADING AND FINANCE PRIVATE LIMITED	B	8888889	348.9
532356	TRIVENI	STFL TRADING AND FINANCE PRIVATE LIMITED	B	8888889	348.9
539291	VASUDHAGAM	BP EQUITIES PVT. LTD.	S	22474	11.39
539291	VASUDHAGAM	MULTIPLIER SHARE & STOCK ADVISORS PRIVATE LIMITED	S	28675	10.86
539291	VASUDHAGAM	SYNEMATIC MEDIA AND CONSULTING PRIVATE LIMITED	B	100301	11.52
542655	VIKASLIFE	HI GROWTH CORPORATE SERVICES PVT LTD	S	7245000	6.16
542655	VIKASLIFE	HI GROWTH CORPORATE SERVICES PVT LTD	B	3078000	5.93
531025	VISAGAR	SAUMIL ARVINDBHAI BHAVNAGARI	S	20000000	0.88
532411	VISESHINFO	SAHASTRAA ADVISORS PRIVATE LIMITED	S	31004419	0.59
532411	VISESHINFO	SAHASTRAA ADVISORS PRIVATE LIMITED	B	15478859	0.6

NSE

Security Code	Security Name	Client Name	Deal	Quantity	Price
ANDHRAPAP	ANDHRA PAPER LIMITED	CD EQUIFINANCE PRIVATE LIMITED	BUY	292735	577.01
ANLON	Anlon Technology Sol Ltd	SHUBHAM FINANCIAL SERVICES	SELL	45600	316.03
BASILIC	Basilic Fly Studio Ltd	VIJIT GLOBAL SECURITIES PRIVATE LIMITED	BUY	202800	279.5
CMNL	Chaman Metallics Limited	VINOD SOMANI	SELL	522000	70.98
CMICABLES	CMI Limited	SANJAY SHUKLA	SELL	98237	5.4
CLSL	Crop Life Science Limited	NEOMILE CORPORATE ADVISORY LIMITED	BUY	100000	48.35
CLSL	Crop Life Science Limited	NIKUNJ STOCK BROKERS LTD	SELL	100000	48.36
CUPID	Cupid Limited	DHEERAJ LOHIA	SELL	100001	402.71
IDFCFIRSTB	IDFC First Bank Limited	ABU DHABI INVESTMENT AUTHORITY - GULAB	BUY	1162995	94.5
IDFCFIRSTB	IDFC First Bank Limited	ACTIVE EMERGING MARKETS EQUITY FUND	BUY	771698	94.5
IDFCFIRSTB	IDFC First Bank Limited	AUSTRALIANSUPER	BUY	1080300	94.5
IDFCFIRSTB	IDFC First Bank Limited	BBH GQG PARTNERS EMERGING MARKETS EQUITY MASTER FUND LP	BUY	823407	94.5
IDFCFIRSTB	IDFC First Bank Limited	CARE SUPER PTY LTD AS TRUSTEE FOR CARE SUPER	BUY	185908	94.5
IDFCFIRSTB	IDFC First Bank Limited	EMPLOYEES RETIREMENT SYSTEM OF TEXAS	BUY	158993	94.5
IDFCFIRSTB	IDFC First Bank Limited	GENERAL ORGANIZATION FOR SOCIAL INSURANCE	BUY	397339	94.5
IDFCFIRSTB	IDFC First Bank Limited	GOLDMAN SACHS TRUST II - GOLDMAN SACHS GQG PARTNERS INTERNATIONAL OPPORTUNITIES FUND	BUY	24738713	94.5
IDFCFIRSTB	IDFC First Bank Limited	GOLDMAN SACHS TRUST II - GOLDMAN SACHS MULTI MANAGER ALTERNATIVES FUND	BUY	11610	94.5
IDFCFIRSTB	IDFC First Bank Limited	GQG PARTNERS EMERGING MARKETS EQUITY FUND	BUY	432256	94.5
IDFCFIRSTB	IDFC First Bank Limited	GQG PARTNERS EMERGING MARKETS EQUITY FUND	BUY	10550047	94.5
IDFCFIRSTB	IDFC First Bank Limited	GQG PARTNERS EMERGING MARKETS EQUITY FUND A SERIES OF GQG PARTNERS SERIES LLC	BUY	2960413	94.5
IDFCFIRSTB	IDFC First Bank Limited	GQG PARTNERS EMERGING MARKETS EQUITY FUND A SUB FUND OF GQG GLOBAL UCITS ICAV	BUY	1690102	94.5
IDFCFIRSTB	IDFC First Bank Limited	GQG PARTNERS INTERNATIONAL QUALITY EQUITY FUND	BUY	171829	94.5
IDFCFIRSTB	IDFC First Bank Limited	GSF II GOLDMAN SACHS GLOBAL MULTI MANAGER ALTERNATIVES PORTFOLIO	BUY	26996	94.5
IDFCFIRSTB	IDFC First Bank Limited	JNL/GQG EMERGING MARKETS EQUITY FUND	BUY	554032	94.5
IDFCFIRSTB	IDFC First Bank Limited	NEW YORK STATE COMMON RETIREMENT FUND	BUY	633342	94.5
IDFCFIRSTB	IDFC First Bank Limited	RELIANCE TRUST INSTITUTIONAL RETIREMENT TRUST SERIES ELEVEN	BUY	2895166	94.5

IDFCFIRSTB	IDFC First Bank Limited	RELIANE TRUST INSTITUTIONAL RETIREMENT TRUST SERIES TWELVE	BUY	624312	94.5
IDFCFIRSTB	IDFC First Bank Limited	UNITED SUPER PTY LTD AS TRUSTEE FOR CONSTRUCTION AND BUILDING UNIONS SUPERANNUATION FUND	BUY	140670	94.5
IDFCFIRSTB	IDFC First Bank Limited	SEMBU VAIDYANATHAN	SELL	50739653	94.5
IDFCFIRSTB	IDFC First Bank Limited	SEMBU VAIDYANATHAN	SELL	50739653	94.5
IDFCFIRSTB	IDFC First Bank Limited	WASHINGTON ST INVESTMENT BOARD MANAGED BY GQG PARTNERS LLC	BUY	645662	94.5
IDFCFIRSTB	IDFC First Bank Limited	WITAN INVESTMENT TRUST PLC RE GQG PARTNERS LLC	BUY	83863	94.5
JYOTISTRUC	Jyoti Structures Ltd	FOLLIS ADVISORY LLP	SELL	3590983	11.3
MGL	Mahanagar Gas Ltd.	NORGES BANK ON ACCOUNT OF THE GOVERNMENT PENSION FUND GLOBAL	SELL	1065000	1050.16
MONOPHARMA	Mono Pharmicare Limited	ANANT WEALTH CONSULTANTS PRIVATE LIMITED	SELL	100000	32.21
PENTAGOLD	Penta Gold Limited	MOKSH FINVEST & ADVISORS LLP	SELL	88200	11.25
RISHABH	Rishabh Instruments Ltd	BANDHAN MUTUAL FUND A/C SMALL AND MIDCAP EQUITY SME FUND	BUY	276022	451.29
RISHABH	Rishabh Instruments Ltd	NIPPON INDIA MUTUAL FUND	BUY	1000000	457.09
RISHABH	Rishabh Instruments Ltd	QUANT MUTUAL FUND	BUY	400000	462.23
SERVICE	Service Care Limited	NEOMILE CORPORATE ADVISORY LIMITED	BUY	60000	65
SUPREMEENG	Supreme Engineering Ltd	LA RICHESSE ADVISORS PRIVATE LIMITED	SELL	3335962	0.68
SUPREMEENG	Supreme Engineering Ltd	MEHUL H SHAH	BUY	2300000	0.7
TNPL	Tamil Nadu Newsprint	CD EQUIFINANCE PRIVATE LIMITED	SELL	627039	269.61
THOMASCOTT	Thomas Scott (India) Ltd	RADHESHYAM RATHI	SELL	70200	80.92
UGROCAP	Ugro Capital Limited	R.B.A.FINANCE & INVT. CO	BUY	1050000	300
UGROCAP	Ugro Capital Limited	SAMENA SPECIAL SITUATIONS MAURITIUS	SELL	1650000	300.01
VCL	Vax tex Coflab Limited	MAKWANA DIXIT CHANDUBHAI	BUY	2990000	2
VCL	Vax tex Coflab Limited	SHIVANG R VACHHETA	BUY	3275000	2
VCL	Vax tex Coflab Limited	SUMANCHEPURI	BUY	1386043	2.02
VCL	Vax tex Coflab Limited	SUNRISE GILTS & SECURITIES PVT LTD	SELL	6093442	2
VCL	Vax tex Coflab Limited	VICKY RAJESH JHAVERI	SELL	8028923	2.01
VIKASECO	Vikas EcoTech Limited	CITADEL SECURITIES INDIA MARKETS PRIVATE LIMITED	BUY	6539386	4.48

Disclosure:

Research Reports that are published by Nirmal Bang Securities Private Limited (hereinafter referred to as "NBSPL") are for private circulation only. NBSPL is a registered Research Analyst under SEBI (Research Analyst) Regulations, 2014 having Registration no. INH000001766. NBSPL is also a registered Stock Broker with National Stock Exchange of India Limited, BSE Limited, Metropolitan Stock Exchange of India Limited, Multi Commodity Exchange of India Limited and , National Commodity and Derivative Exchange Limited in Capital Market , Equity and Commodities derivatives segments and Currency Derivatives Segment .

NBSPL has other business divisions with independent research teams separated by Chinese walls, and therefore may, at times, have different or contrary views on stocks and markets.

NBSPL or its associates have not been debarred / suspended by SEBI or any other regulatory authority for accessing / dealing in securities Market since last 20 years. NBSPL, its associates or analyst or his relatives do not hold any financial interest (Except Investment) in the subject company. NBSPL or its associates or Analyst do not have any conflict or material conflict of interest at the time of publication of the research report with the subject company. NBSPL or its associates or Analyst or his relatives may or may not hold beneficial ownership of 1% or more in the subject company at the end of the month immediately preceding the date of publication of this research report.

NBSPL or its associates / analyst has not received any compensation / managed or co-managed public offering of securities of the company covered by Analyst during the past twelve months. NBSPL or its associates have not received any compensation or other benefits from the company covered by Analyst or third party in connection with the research report. Analyst has not served as an officer, director or employee of Subject Company. NBSPL / analyst has not been engaged in market making activity of the subject company.

Analyst Certification: The research analysts and authors of these reports, hereby certify that the views expressed in this research report accurately reflects my/our personal views about the subject securities, issuers, products, sectors or industries. It is also certified that no part of the compensation of the analyst(s) was, is, or will be directly or indirectly related to the inclusion of specific recommendations or views in this research. The analyst(s) principally responsible for the preparation of this research report and has taken reasonable care to achieve and maintain independence and objectivity in making any recommendations.

Disclaimer:

The Research Report is for the personal information of the authorized recipient and does not construe to be any investment, legal or taxation advice. NBSPL is not soliciting any action based upon it. Nothing in the research report shall be construed as a solicitation to buy or sell any security or product, or to engage in or refrain from engaging in any such transaction. In preparing the research report, we did not take into account the investment objectives, financial situation and particular needs of the reader.

The research report has been prepared for the general use of the clients of NBSPL and must not be copied, either in whole or in part, or distributed or redistributed to any other person in any form. If you are not the intended recipient you must not use or disclose the information in the research report in any way. Though disseminated to all the customers simultaneously, not all customers may receive the research report at the same time. NBSPL will not treat recipients as customers by virtue of their receiving the research report. The research report is not directed or intended for distribution to or use by any person or entity resident in a state, country or any jurisdiction, where such distribution, publication, availability or use would be contrary to law, regulation or which would subject NBSPL & its group companies to registration or licensing requirements within such jurisdictions.

The report is based on the information obtained from sources believed to be reliable, but we do not make any representation or warranty that it is accurate, complete or up-to-date and it should not be relied upon as such. We accept no obligation to correct or update the information or opinions in it. NBSPL or any of its affiliates or employees shall not be in any way responsible for any loss or damage that may arise to any person from any inadvertent error in the information contained in the research report. NBSPL or any of its affiliates or employees do not provide, at any time, any express or implied warranty of any kind, regarding any matter pertaining to this report, including without limitation the implied warranties of merchantability, fitness for a particular purpose, and non-infringement. The recipients of the research report should rely on their own investigations.

This information is subject to change without any prior notice. NBSPL reserves its absolute discretion and right to make or refrain from making modifications and alterations to this statement from time to time. Nevertheless, NBSPL is committed to providing independent and transparent recommendations to its clients, and would be happy to provide information in response to specific client queries.

Before making an investment decision on the basis of research report, the reader needs to consider, with or without the assistance of an adviser, whether the advice is appropriate in light of their particular investment needs, objectives and financial circumstances. There are risks involved in securities trading. The price of securities can and does fluctuate, and an individual security may even become valueless. International investors are reminded of the additional risks inherent in international investments, such as currency fluctuations and international stock market or economic conditions, which may adversely affect the value of the investment. Opinions expressed are subject to change without any notice. Neither the company nor the director or the employees of NBSPL accept any liability whatsoever for any direct, indirect, consequential or other loss arising from any use of the research report and/or further communication in relation to the research report. Here it may be noted that neither NBSPL, nor its directors, employees, agents or representatives shall be liable for any damages whether direct or indirect, incidental, special or consequential including lost revenue or lost profit that may arise from or in connection with the use of the information contained in the research report.

Copyright of this document vests exclusively with NBSPL.

Our reports are also available on our website www.nirmalbang.com

Registration granted by SEBI and certification from NISM in no way guarantee performance of NBSPL or provide any assurance of returns to investors.

Nirmal Bang Research (Division of Nirmal Bang Securities Pvt. Ltd.)

B-2, 301/302, Marathon Innova,
Opp. Peninsula Corporate Park
Off. Ganpatrao Kadam Marg
Lower Parel(W), Mumbai-400013
Board No. : 91 22 6723 8000/8001
Fax. : 022 6723 8010